


1) To access the Virtual Conference, click on the Online Conference Program button available on the Program tab of the IAPS website.

PROGRAM

Click here for the [Program at a glance](#)

Online Conference Program



To access the Virtual Conference starting June 21st, 2020

- Click on the Online Conference Program button above.
- Use the icon Login available on the right of the top menu on the Online Conference Program page
- Enter your registration access and access code (we will send a reminder to all registrants soon)

- You will then enter the Virtual Conference.
- Click on the session you want to attend and then click on the watch live icon to enter the virtual room.

2) The Online Conference Program will open in a new window in your browser.
3) Use the icon LOGIN available on the right of the top menu of the Online Conference Program – Virtual Conference

IAPS 2020

Message! You are not logged in, use the Login menu to connect and display more information.

IAPS 2020
RUNNING OUT OF TIME - Setting the pace for future generations

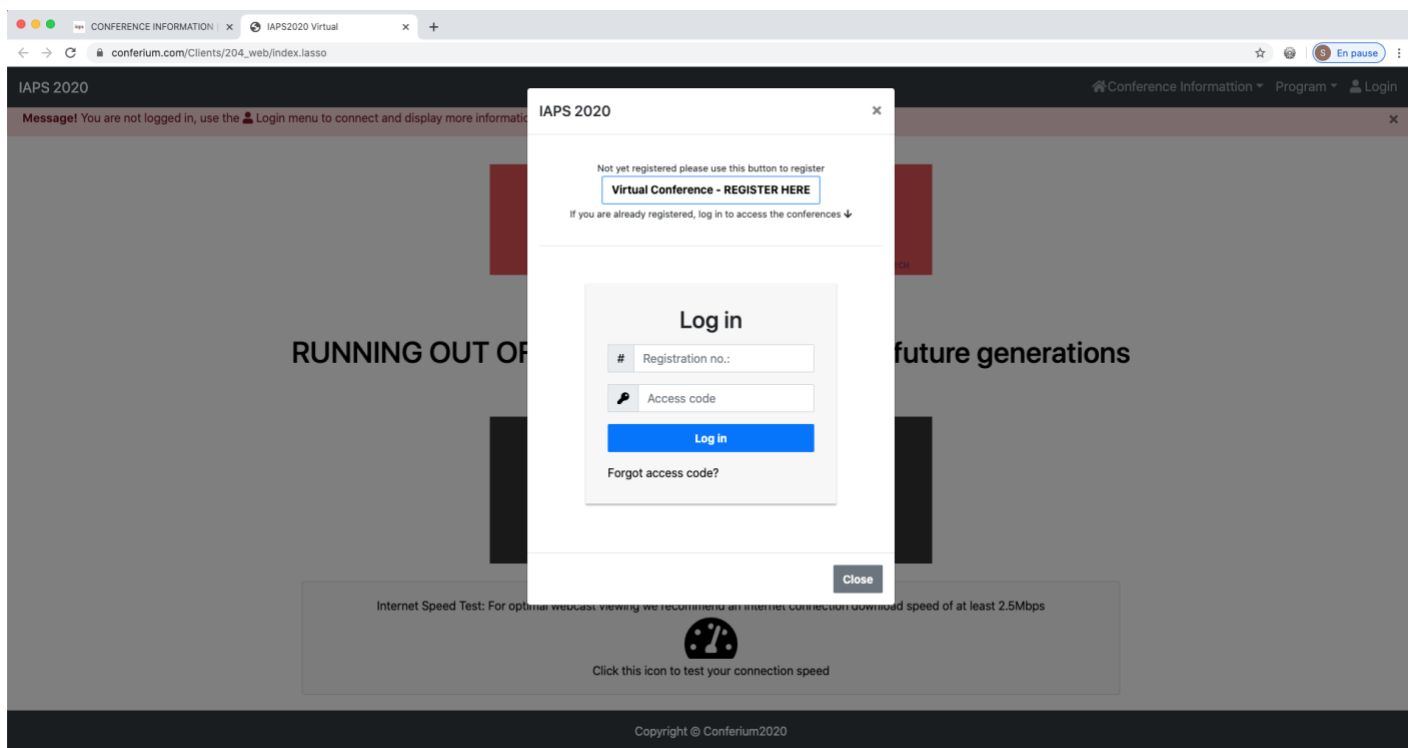
Wednesday 10 June 2020
11 : 57 : 38
All times are Eastern Daylight Time (UTC -4.00). Actual EDT time

Internet Speed Test: For optimal webcast viewing we recommend an Internet connection download speed of at least 2.5Mbps

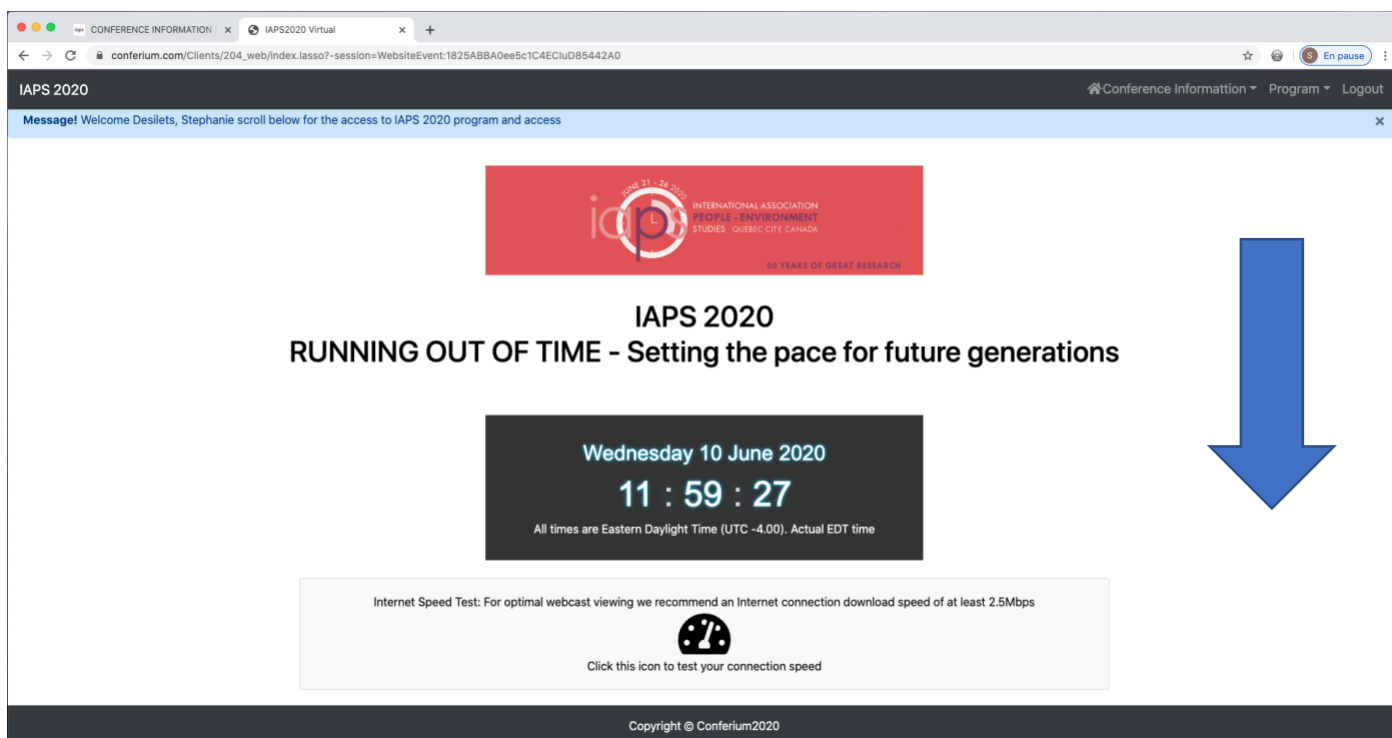
Click this icon to test your connection speed

Copyright © Conferium2020

4) Enter your Registration number and access code provided by IAPS Secretariat
Please note all registered attendees will receive a reminder email every morning of the conference with their access



5) You will then enter the Virtual Conference. Scroll down to find the program, virtual rooms and sessions.



6) Click on the conference day in progress.

CONFERENCE INFORMATION x IAPS2020 Virtual

conferium.com/Clients/204_web/index.lasso?session=WebsiteEvent:1825ABBA0ee5c1D531urE0BE09D0

IAPS 2020 Conference Information Program Logout

Program at a glance

Program Overview

Search paper by author: Find

Open the session you want to attend. You will need to be registered and logged in with your username and password to access the virtual meeting link

- Sunday, June 21, 2020
- Monday, June 22, 2020
- Tuesday, June 23, 2020
- Wednesday, June 24, 2020
- Thursday, June 25, 2020
- Friday, June 26, 2020

Copyright © Conferium2020 Top

7) Click on the session you want to attend.

CONFERENCE INFORMATION x IAPS2020 Virtual

conferium.com/Clients/204_web/index.lasso?session=WebsiteEvent:1825ABBA0ee5c1D531urE0BE09D0

IAPS 2020 Conference Information Program Logout

Program Overview

Search paper by author: Find

Open the session you want to attend. You will need to be registered and logged in with your username and password to access the virtual meeting link

Sunday, June 21, 2020

- 08:00-08:40 **Welcome Young Researchers Workshop**
Virtual room 1
- 08:40-10:15 **YRW 01 - QOL, care units and elderly people (part 01)**
Virtual room 1
- 08:40-10:15 **YRW 02 - Sustainability (part 01)**
Virtual room 2
- 08:40-10:15 **YRW 03 - Restorative environment (part 01)**
Virtual room 3
- 10:15-10:25 **Thematic break**
- 10:25-12:00 **YRW 01 - QOL, care units and elderly people (part 02)**
Virtual room 1
- 10:25-12:00 **YRW 02 - Sustainability (part 02)**
Virtual room 2
- 10:25-12:00 **YRW 03 - Restorative environment (part 02)**
Virtual room 3

Copyright © Conferium2020 Top

8) Click on the WATCH LIVE icon available to enter the virtual room.
You will then be redirected to the Zoom webinar and asked to log with your zoom account.

The screenshot shows a web browser displaying the IAPS 2020 Conference Agenda. The main content area is titled "Conference Agenda" and features a red banner with the IAPS logo and the text "INTERNATIONAL ASSOCIATION PEOPLE - ENVIRONMENT STUDIES QUEBEC CITY, CANADA" and "50 YEARS OF GREAT RESEARCH". Below the banner, the "Session content" section is visible, showing the date "Sunday, June 21" and a session titled "YRW 01 - QOL, Care Units and Elderly people (part 01)". A blue arrow points to a "Watch Live" button located under the "Virtual room 1" heading. The background shows a sidebar with a "Program Overview" and a list of sessions.